

Stark County's Influenza Weekly Report

Week 4 (1/22/17-1/28/17)



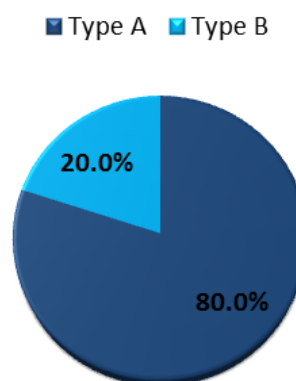
During Week 4:

- Stark County had 15 additional influenza-associated hospitalizations.
- Nationally, seven influenza-associated pediatric deaths were reported, none from Stark County.

So Far this Year:

- There have been 120 influenza-associated hospitalizations in Stark County.
 - Those hospitalized for influenza have ranged from 8 months to 99 years of age.
 - The median age for those hospitalized has been 70 years.
- The national cumulative rate for influenza-associated hospitalizations was 20.3 per 100,000 population.
- Up to week 4, 12,066 specimens collected nationally from public health laboratories were typed influenza A. This was 93.1% of all specimens collected. Of these, 2.6% subtyped as the 2009 H1N1 virus, 95.7% subtyped as the H3 virus, and subtyping was not performed on the rest of them.
- Nationally, 15 influenza-associated pediatric deaths were reported so far this year.

% of Specimens by Type Among Stark County Reported Influenza Cases



Viruses Circulating vs. Viruses in this Year's Vaccine:

- Nationally since October 1, 2016, 331 specimens were characterized as Influenza A.
 - There were 257 influenza A (H3N2) viruses collected and 96.5% matched the influenza A (H3N2) component in this year's vaccine. There were 74 influenza A (H1N1) viruses collected and 100% matched the influenza A (H1N1) component in this year's vaccine.
- Nationally since October 1, 2016, 88 specimens were characterized as Influenza B.
 - Of these, 56 subtyped from the Yamagata Lineage and 32 subtyped from the Victorian Lineage. Of these specimens, 100% of the Yamagata Lineage matched the Influenza B component of the 2016-2017 vaccine and 90.6% of the Victorian Lineage matched.

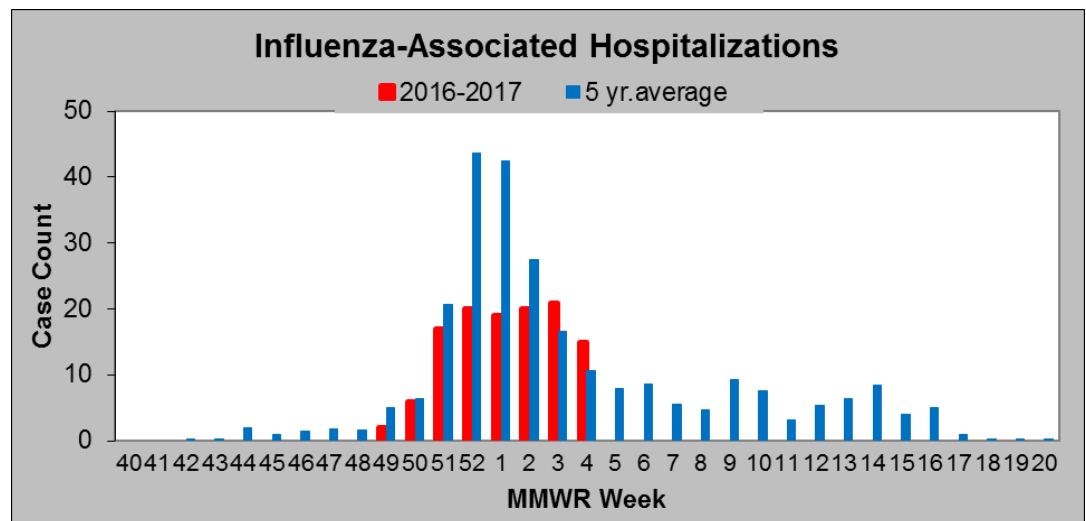
* All data presented in this weekly report are preliminary and may change as additional information is received.

* Multiyear averages included in this weekly report do not include the 2009/2010 H1N1 season.

➢ If you have any questions please contact Julia Wagner at 330.493.9914 or Wagnerj@starkhealth.org

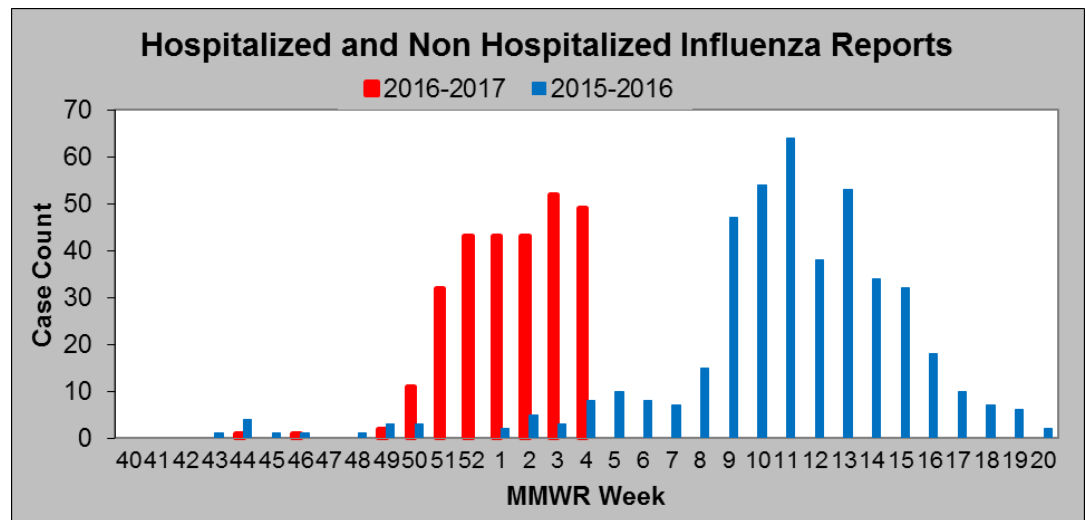
Graph 1: Hospitalized Influenza Cases Reported to the Local Health Department.

- ◆ There were 15 influenza-associated hospitalizations during week 4 this year compared to the four last year. So far this year there have been 120 hospitalizations compared to the ten so far last year.



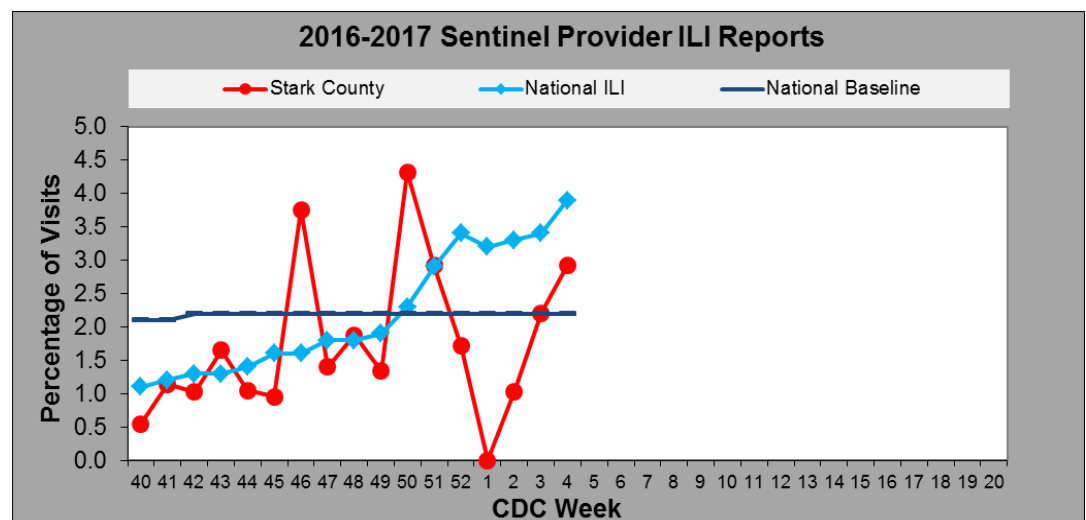
Graph 2: Hospitalized and Non-Hospitalized Influenza Cases Reported to the Local Health Department.

- ◆ There were 49 cases of hospitalized and non-hospitalized influenza reported for Week 4 in Stark County. Last year there were eight cases reported this week. Stark County increased to 227 cases reported so far this year compared to the 32 cases reported so far last year.



Graph 3: Sentinel Provider Reported Influenza Like Illness (ILI) in Stark County.

- ◆ During week 4 the Stark County Sentinel Providers had 2.9% of their office visits for ILI which was above the national baseline of 2.2%. The national reports overall increased to 3.9% of visits for ILI.



* All data presented in this weekly report are preliminary and may change as additional information is received.

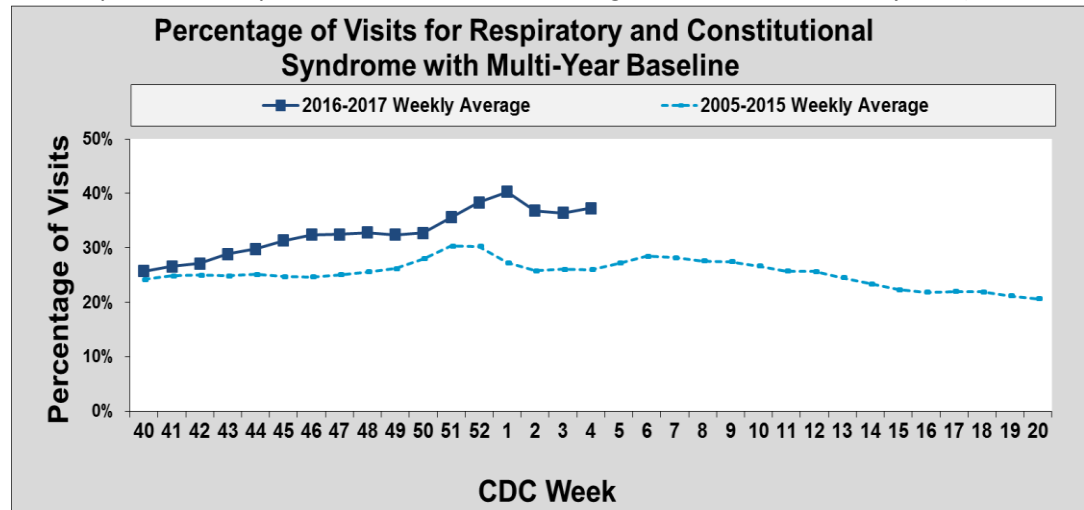
* Multiyear averages included in this weekly report do not include the 2009/2010 H1N1 season.

➤ If you have any questions please contact Julia Wagner at 330.493.9914 or Wagnerj@starkhealth.org

Graph 4: Emergency Department Visits for Respiratory and Constitutional Syndromes.

(Source: Health Monitoring Systems, EpiCenter, Hospital and Stat Care Patient Registration Surveillance System)

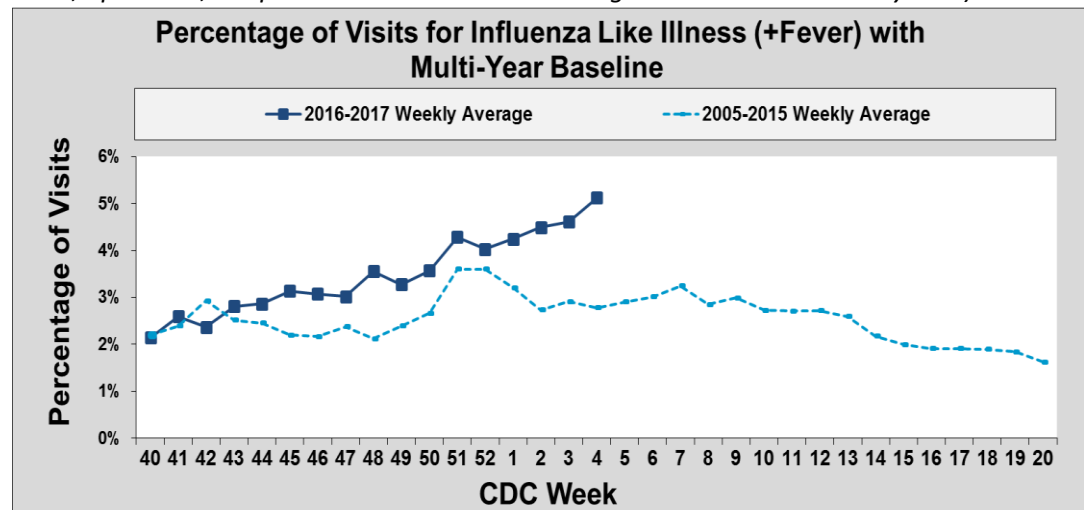
- ◆ ED and Stat Care visits for respiratory and constitutional syndrome increased slightly, and remained above the multi-year baseline average during week 4.



Graph 5: Emergency Department (ED) Visits for Influenza Like Illness (+Fever).

(Source: Health Monitoring Systems, EpiCenter, Hospital and Stat Care Patient Registration Surveillance System)

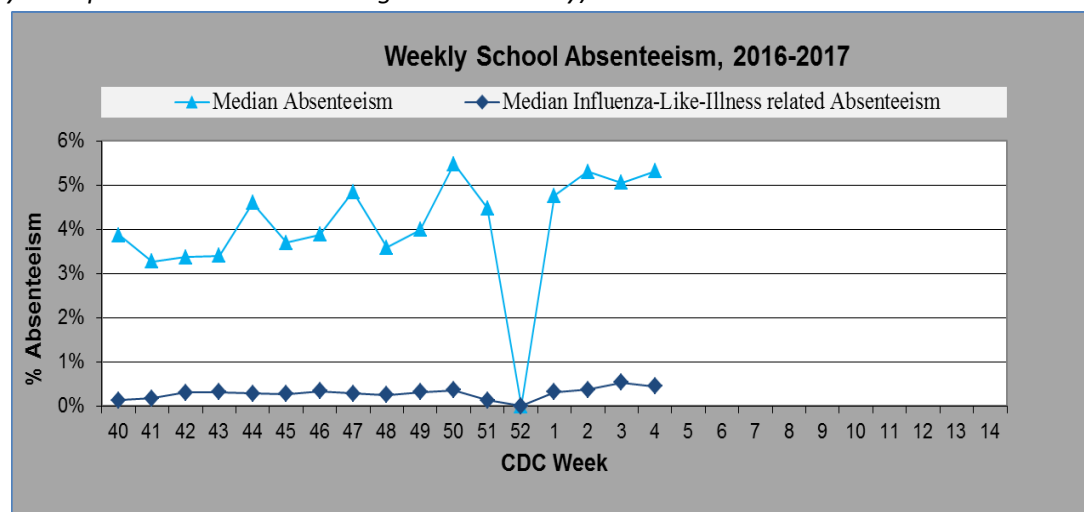
- ◆ ED and Stat Care visits for ILI + Fever for MMWR week 4 increased again, and remained above the multi-year average.



Graph 6: Stark County School Absenteeism.

(Source: Voluntary reporting by multiple school districts throughout the county)

- ◆ During week 4 schools there were 60 reports submitted. The median absenteeism rate increased, but the median absenteeism specifically for ILI decreased during this week.



* All data presented in this weekly report are preliminary and may change as additional information is received.

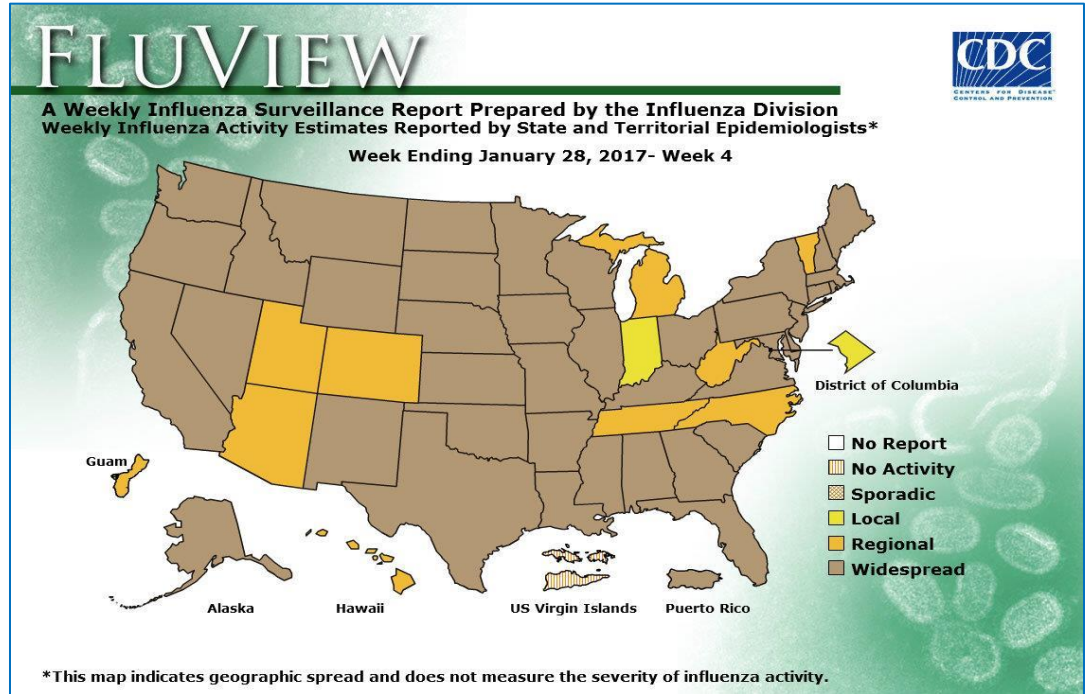
* Multiyear averages included in this weekly report do not include the 2009/2010 H1N1 season.

➤ If you have any questions please contact Julia Wagner at 330.493.9914 or Wagnerj@starkhealth.org

Map: Weekly Geographic Influenza Activity Estimates Reported by State and Territorial Epidemiologists Syndromes.

(Source: Health Monitoring Systems, EpiCenter, hospital and stat care patient registration surveillance system)

- ◆ During week 4, Ohio remained at widespread influenza activity. There were 39 other states also reporting widespread influenza.



Alliance City Health
 Department
cityofalliance.com/health



Promoting and Protecting Health Since 1849
 Canton City Health
 Department
cantonhealth.org



Massillon City Health
 Department
massillonohio.com/health



Stark County Health
 Department
starkhealth.org

* All data presented in this weekly report are preliminary and may change as additional information is received.

* Multiyear averages included in this weekly report do not include the 2009/2010 H1N1 season.

➤ If you have any questions please contact Julia Wagner at 330.493.9914 or Wagnerj@starkhealth.org